

Scaled data based on original data using  
LM-79-08 Approved Method: Electrical and Photometric Measurements of Solid-  
State Lighting Products

Test Report Prepared for  
Cooper Lighting Solutions  
(formerly Eaton)

Brand: McGRAW-EDISON

Report Number: P270226

Luminaire Tested: **GWC-AF-02-LED-E1-T2-7027-600**

Issue Date: 3/3/2020

**Test Information**

Test Method: LM-79-08  
Report Number: P270226  
TEST IS SCALED FROM IESNA LM-79-08 TEST DATA (P24139)  
Test Lab: INNOVATION CENTER P2  
Issue Date: 3/3/2020  
Manufacturer: COOPER LIGHTING SOLUTIONS (FORMERLY EATON)  
Product Line: MCGRAW-EDISON  
Catalog Number: GWC-AF-02-LED-E1-T2-7027-600  
Description: GALLEON WALL LUMINAIRE  
(2) 70 CRI, 2700K, 615mA LIGHTSQUARES WITH 16 LEDS EACH AND TYPE II OPTICS  
Light Source: -  
Ballast/Driver: ELECTRONIC DRIVER

**Summary**

Lumens per Lamp: N/A  
Luminaire Lumens: 6977.3 lumens  
Efficiency: N/A  
Efficacy: 105.7 lumens/watt  
Luminous Opening: Rectangular (W 1' x L: 0.5' x H: 0')  
IES Classification: Type II - Medium - Full Cutoff  
BUG Rating: B1 - U0 - G2

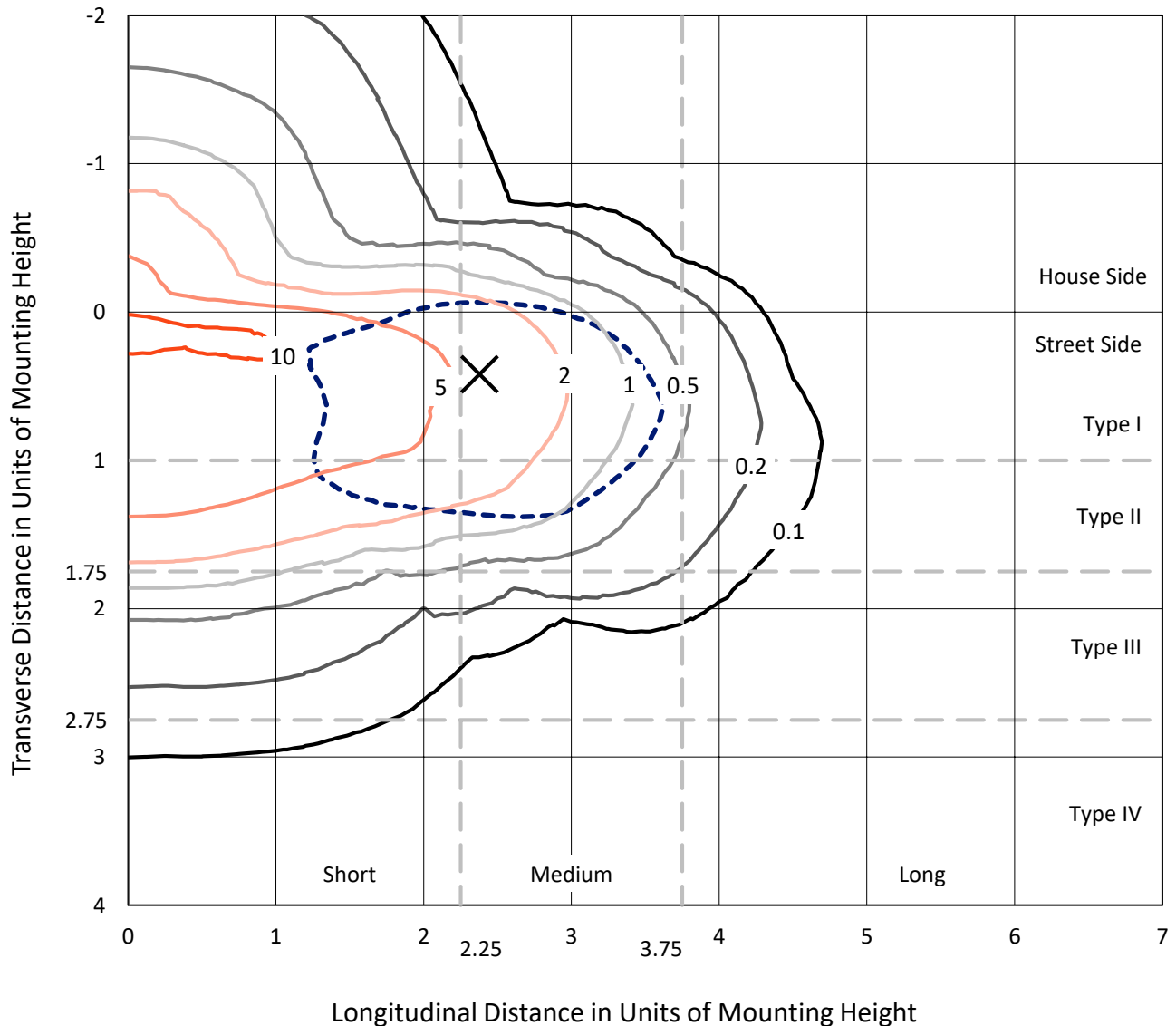
Input Watts (W): 66  
Input Voltage (V): NR  
Input Current (Ain): NR  
Voltage Rise (V): NR  
Power Factor: NR  
Total Harmonic Distortion (THDi): NR  
Frequency (hertz): 60  
Stabilization Time: NR  
Operation Time: NR  
Ambient Temperature (°C): NR  
Test Distance: 25 FT



REPORT NUMBER: P270226  
 CATALOG NUMBER: GWC-AF-02-LED-E1-T2-7027-600

### Iso-Footcandle Lines of Horizontal Illumination

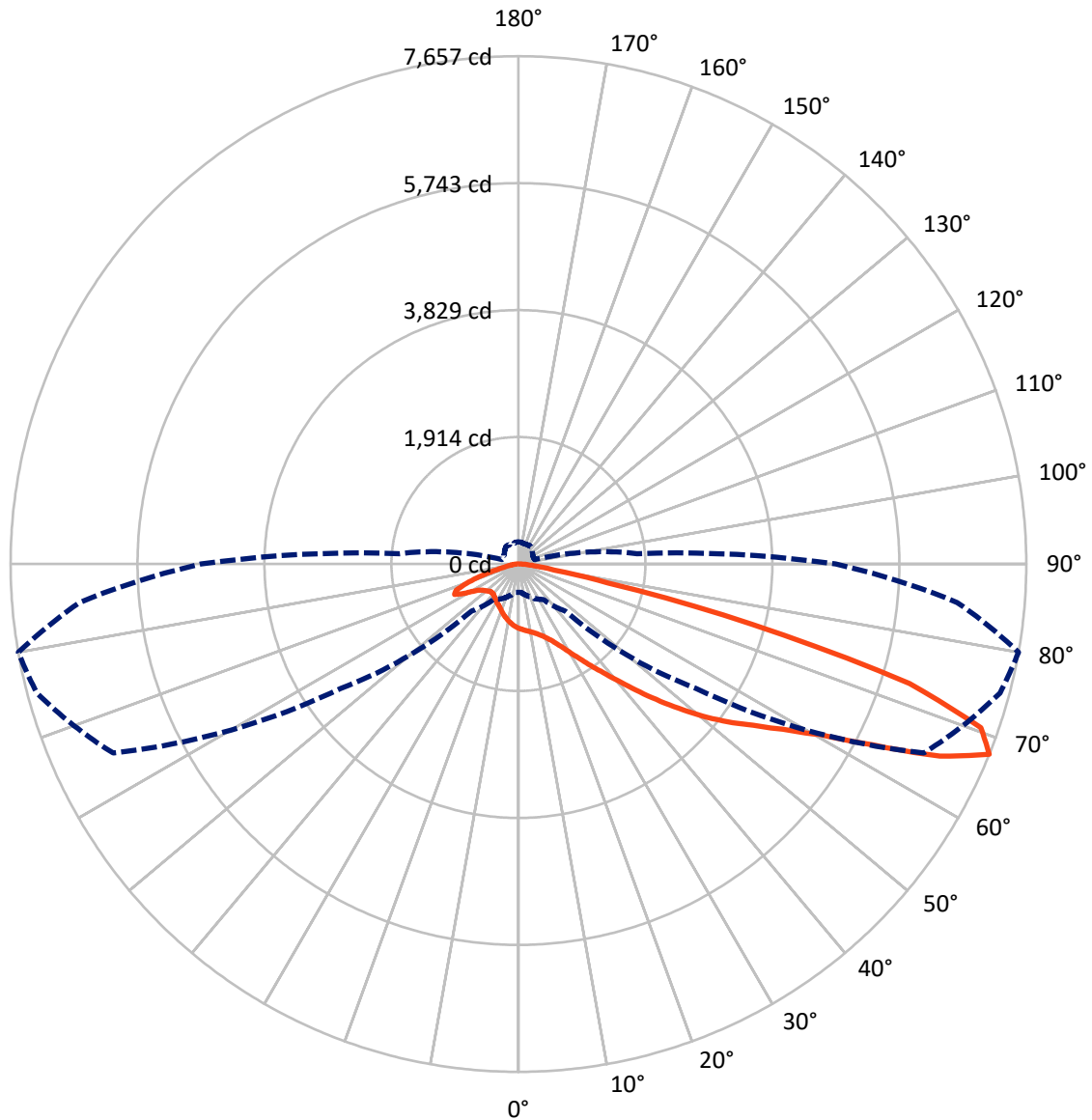
× Max cd  
 - - - 1/2 Max cd



Based on 10 foot mounting height. Maximum calculated value = 11.8 fc  
 Type II - Medium - Full Cutoff

REPORT NUMBER: P270226  
CATALOG NUMBER: GWC-AF-02-LED-E1-T2-7027-600

### Luminous Intensity Polar Plot



— Vertical Plane Through 80-Deg Lateral    - - - Horizontal Cone Through 67.5-Deg Vertical

REPORT NUMBER: P270226

CATALOG NUMBER: GWC-AF-02-LED-E1-T2-7027-600

**FLUX DISTRIBUTION:**

		Downward	Upward	Total
<b>House Side</b>	Lumens	1285.0	0.0	1285.0
	% Fixture	18.4	0.0	18.4
<b>Street Side</b>	Lumens	5692.4	0.0	5692.4
	% Fixture	81.6	0.0	81.6
<b>Total</b>	Lumens	6977.3	0.0	6977.3
	% Fixture	100.0	0.0	100.0

**Coefficient of Utilization**

**ZONAL LUMENS:**

Zone	Lumens	% Fixture
0°-10°	89.4	1.3
10°-20°	257.6	3.7
20°-30°	426.4	6.1
30°-40°	697.4	10.0
40°-50°	1126.1	16.1
50°-60°	1625.7	23.3
60°-70°	1794.1	25.7
70°-80°	827.0	11.9
80°-90°	133.7	1.9
90°-100°	0.0	0.0
100°-110°	0.0	0.0
110°-120°	0.0	0.0
120°-130°	0.0	0.0
130°-140°	0.0	0.0
140°-150°	0.0	0.0
150°-160°	0.0	0.0
160°-170°	0.0	0.0
170°-180°	0.0	0.0
0°-90°	6977.3	100.0
0°-180°	6977.3	100.0



REPORT NUMBER: P270226

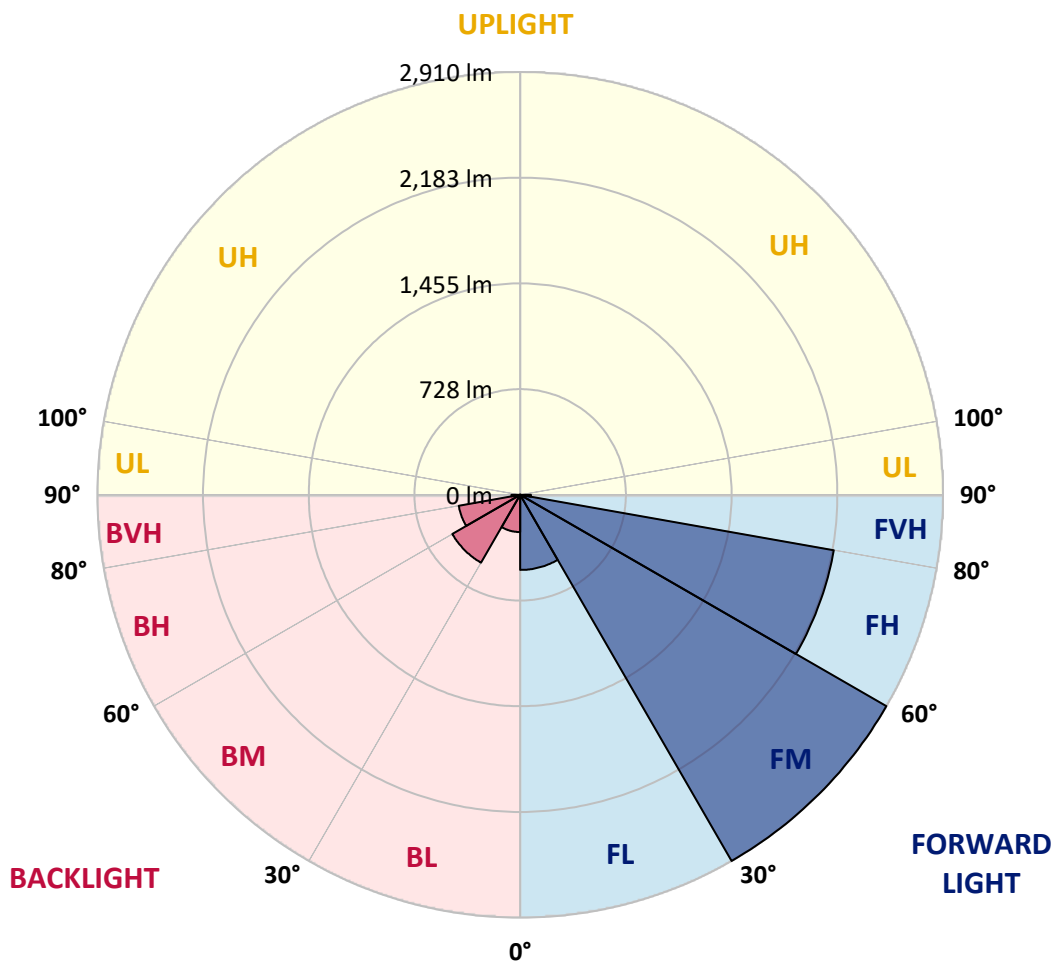
CATALOG NUMBER: GWC-AF-02-LED-E1-T2-7027-600

**LUMINAIRE CLASSIFICATION SYSTEM LUMEN TABLE AND BUG RATING:**

Zone	Lumens	% Fixture	Zone Rating/Lumen Limit		
			B	U	G
FL (0°-30°)	517.0	7.4			
FM (30°-60°)	2910.1	41.7			
FH (60°-80°)	2191.8	31.4			G2/5000
FVH (80°-90°)	73.5	1.1			G1/100
BL (0°-30°)	256.4	3.7	B1/500		
BM (30°-60°)	539.1	7.7	B1/1000		
BH (60°-80°)	429.3	6.2	B1/500		G1/500
BVH (80°-90°)	60.2	0.9			G1/100
UL (90°-100°)	0.0	0.0		U0/0	
UH (100°-180°)	0.0	0.0		U0/0	

**BUG Rating: B1-U0-G2**

Type II Medium





REPORT NUMBER: P270226

CATALOG NUMBER: GWC-AF-02-LED-E1-T2-7027-600

**CANDELA DISTRIBUTION (FULL):**

	0°	5°	15°	25°	35°	45°	55°	65°	75°	80°	85°
0°	969.4	969.4	969.4	969.4	969.4	969.4	969.4	969.4	969.4	969.4	969.4
2.5°	1060.4	1054.3	1055.1	1053.5	1048.3	1039.3	1029.7	1012.3	994.1	984.5	976.8
5°	1149.0	1147.2	1144.9	1139.4	1126.4	1107.8	1084.8	1053.8	1020.6	1003.0	986.2
7.5°	1215.2	1214.2	1211.2	1207.7	1195.0	1172.6	1138.1	1094.0	1045.5	1021.6	995.4
10°	1220.7	1222.6	1224.8	1234.2	1235.9	1223.9	1188.5	1135.3	1071.7	1040.7	1007.4
12.5°	1174.1	1177.9	1187.1	1210.8	1235.9	1250.7	1232.5	1178.5	1102.3	1064.9	1022.6
15°	1112.2	1114.3	1125.7	1158.3	1203.3	1249.0	1266.2	1226.2	1141.7	1095.8	1045.3
17.5°	1085.8	1086.8	1094.8	1116.4	1158.3	1223.5	1285.0	1278.2	1190.3	1134.2	1073.0
20°	1072.3	1074.8	1086.1	1107.4	1133.9	1191.0	1287.8	1334.2	1247.9	1182.3	1108.1
22.5°	1110.6	1109.4	1113.5	1124.3	1146.5	1180.9	1285.7	1391.8	1321.4	1244.2	1153.9
25°	1199.4	1203.3	1196.1	1184.1	1191.2	1215.2	1296.8	1454.4	1413.6	1323.6	1213.6
27.5°	1326.3	1322.5	1311.9	1283.7	1268.9	1279.1	1333.2	1521.6	1527.8	1427.9	1292.7
30°	1452.6	1449.5	1439.3	1404.9	1374.6	1366.1	1404.0	1599.1	1664.3	1553.3	1389.5
32.5°	1583.9	1580.5	1570.9	1536.6	1500.1	1480.1	1504.5	1688.4	1824.9	1703.0	1503.6
35°	1745.6	1739.2	1718.8	1671.1	1635.5	1620.0	1631.3	1800.7	2010.4	1880.3	1641.9
37.5°	1897.8	1907.8	1887.2	1821.3	1775.0	1769.4	1782.1	1937.6	2210.4	2078.5	1801.0
40°	2050.7	2052.4	2033.9	1980.0	1932.2	1923.2	1955.3	2103.9	2446.4	2315.6	1994.3
42.5°	2208.8	2212.2	2180.8	2131.0	2096.0	2097.7	2134.2	2298.8	2717.2	2594.8	2216.9
45°	2395.9	2401.1	2366.8	2301.5	2269.5	2333.7	2318.6	2517.2	3013.9	2912.1	2472.6
47.5°	2591.7	2599.7	2573.6	2512.4	2472.6	2560.8	2503.0	2759.4	3333.3	3252.7	2753.1
50°	2698.6	2709.8	2735.2	2730.8	2722.3	2707.5	2708.8	3019.1	3662.7	3607.1	3041.8
52.5°	2641.1	2640.8	2733.6	2846.2	2966.5	2975.4	2959.6	3292.7	3970.5	3953.7	3313.4
55°	2378.7	2396.6	2537.2	2755.2	3083.6	3288.7	3335.3	3606.4	4272.8	4292.5	3589.3
57.5°	1941.7	1956.6	2146.2	2450.1	2925.6	3474.9	3869.9	4062.2	4610.8	4702.2	3956.4
60°	1316.9	1334.8	1535.8	1901.0	2500.3	3371.1	4378.6	4875.6	5015.4	5223.3	4471.8
62.5°	773.9	790.1	953.9	1199.1	1760.5	2889.2	4601.8	6032.8	5658.2	6009.5	5257.6
65°	532.8	543.7	623.5	746.4	1011.6	1945.9	4325.0	6831.9	6647.1	6983.8	6168.9
67.5°	428.8	427.4	490.6	574.3	651.4	1003.3	3270.5	6741.5	7516.7	7657.3	6641.9
70°	353.2	351.7	394.6	464.1	520.4	565.0	1781.3	5689.1	7339.5	7396.6	6206.4
72.5°	295.5	296.8	324.3	375.9	427.0	425.5	782.9	4002.0	5773.9	6168.2	4947.4
75°	249.4	250.1	268.2	304.6	346.6	342.9	424.5	2168.1	3356.3	3630.8	2742.4
77.5°	212.3	213.0	224.7	244.9	274.8	273.4	309.8	936.8	1400.1	1382.9	938.1
80°	189.3	189.3	194.8	198.5	215.1	208.9	229.7	450.1	591.9	546.4	374.5
82.5°	148.4	149.1	182.7	181.4	169.3	161.4	161.4	265.2	313.6	290.0	219.1
85°	83.5	83.2	117.8	142.2	149.1	113.6	112.6	148.4	170.7	150.5	106.1
87.5°	35.8	36.4	54.5	63.2	84.5	70.7	69.7	76.5	86.9	75.2	49.0
90°	0.0	0.0	0.0	0.0	0.0	0.0	0.0	0.0	0.0	0.0	0.0



REPORT NUMBER: P270226

CATALOG NUMBER: GWC-AF-02-LED-E1-T2-7027-600

**CANDELA DISTRIBUTION (continued):**

	90°	95°	105°	115°	125°	135°	145°	155°	165°	175°	180°
0°	969.4	969.4	969.4	969.4	969.4	969.4	969.4	969.4	969.4	969.4	969.4
2.5°	969.7	960.7	941.2	916.8	894.8	880.3	867.4	848.4	849.4	836.4	826.8
5°	969.0	950.4	905.1	851.2	799.3	761.9	733.7	708.4	702.1	690.1	682.9
7.5°	969.7	939.4	863.2	777.0	712.7	665.4	641.3	627.9	624.9	620.6	621.1
10°	972.1	929.4	817.2	707.7	640.3	609.1	603.2	607.3	612.1	613.5	613.8
12.5°	977.5	920.6	766.8	645.8	594.9	585.3	595.2	609.4	618.7	623.2	622.7
15°	989.9	913.7	718.3	597.4	569.9	575.0	593.6	613.5	626.8	633.0	633.5
17.5°	1003.3	903.8	668.5	560.3	551.3	564.3	587.4	610.8	627.2	634.2	635.6
20°	1020.8	891.4	616.2	532.4	533.9	548.5	570.2	593.6	611.7	617.7	620.4
22.5°	1043.9	878.1	570.6	509.8	513.9	525.1	542.0	562.2	578.1	580.8	583.3
25°	1074.8	863.6	534.1	489.1	490.8	497.4	508.7	520.7	531.7	528.7	531.1
27.5°	1116.4	851.2	507.1	470.3	467.2	468.6	474.3	478.2	483.9	475.5	476.5
30°	1165.1	837.8	486.1	453.7	445.2	442.8	444.1	446.2	450.7	439.0	437.2
32.5°	1221.9	821.7	466.5	439.4	427.4	422.6	423.2	428.8	445.9	438.6	434.9
35°	1287.8	803.4	445.9	423.6	415.2	408.4	407.7	424.9	476.1	471.6	468.1
37.5°	1365.1	785.3	425.3	405.7	406.4	398.8	396.4	415.9	481.9	464.5	462.0
40°	1463.2	775.6	407.7	386.8	395.3	394.4	389.5	399.4	443.5	411.6	407.4
42.5°	1584.9	777.0	394.6	366.5	382.3	393.3	385.7	386.1	401.9	377.8	374.1
45°	1735.0	793.2	385.5	350.3	367.5	392.3	384.4	378.8	380.3	367.5	365.5
47.5°	1910.2	826.5	378.8	337.0	353.5	388.4	384.0	376.7	373.8	366.9	365.2
50°	2105.0	874.9	374.1	324.3	340.7	382.3	384.4	374.8	371.3	368.6	367.5
52.5°	2296.2	930.1	366.9	313.2	330.8	374.8	385.5	372.6	368.9	366.9	365.8
55°	2509.7	999.3	355.9	303.9	322.5	365.2	385.5	369.7	365.5	365.8	365.5
57.5°	2797.9	1110.8	342.9	296.1	312.6	353.5	378.8	366.1	360.9	361.4	361.7
60°	3248.1	1307.8	327.1	288.1	300.3	339.6	369.9	358.7	353.5	354.8	355.2
62.5°	3910.4	1596.6	306.4	276.5	287.2	324.9	357.5	349.0	343.8	347.3	347.3
65°	4598.8	1851.4	281.0	261.8	273.4	308.7	342.2	337.0	331.8	339.6	339.4
67.5°	4784.0	1794.5	255.6	245.5	259.7	291.0	323.6	320.9	318.1	331.8	331.1
70°	4249.8	1440.6	232.2	229.1	244.6	271.6	303.6	303.6	301.9	312.3	309.8
72.5°	3237.9	1021.6	209.8	211.6	227.5	250.7	282.0	284.5	281.7	286.7	284.8
75°	1733.3	584.6	187.6	192.3	206.2	229.4	258.0	260.4	258.6	258.4	259.3
77.5°	576.1	285.8	164.2	171.8	183.8	207.5	232.9	236.7	232.5	231.9	231.6
80°	256.6	179.7	138.3	148.4	159.0	182.4	206.4	209.6	205.1	211.2	203.3
82.5°	164.8	118.1	110.9	121.9	132.2	157.4	180.0	180.6	176.5	205.1	174.8
85°	79.9	73.1	83.5	93.5	102.3	123.6	149.1	149.4	139.1	126.8	122.3
87.5°	39.9	42.6	55.7	64.6	69.0	84.8	108.5	106.4	102.0	92.7	85.5
90°	0.0	0.0	0.0	0.0	0.0	0.0	0.0	0.0	0.0	0.0	0.0

(END OF REPORT)